




SCHOTTKY BARRIER RECTIFIER


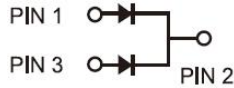
TO-220AB/CT



TO-220F/FCT



TO-263/DC


FEATURES

- Low forward voltage
- High current capability
- High forward surge capability
- Low power losses, High efficiency
- Guarding for over voltage protection


APPLICATIONS

Low VF Schottky barrier rectifier are designed for high frequency, miniature switched mode power supplies such as adapters ,lighting and on-board DC/DC conerters

Primary Characteristic

I_O	2*15A
V_{RRM}	100V
I_{FSM}	350A
V_F	0.68V
$T_{j,max}$	150°C
Assembly code	AO

MECHANICAL DATA

- **Case:** Molded plastic
- **Polarity:** As marked
- **Mounting Position:** Any
- **Molded Plastic:** UL Flammability Classification Rating 94V-0
- Lead free in compliance with EU RoHS 2011/65/EU directive
- Solder bath temperature 275°C maximum,10s per JESD 22-B106

Maximum Ratings (Per Leg) at Ta=25°C unless otherwise specified

Characteristics	Symbol	Value	Unit
Maximum Repetitive Peak Reverse Voltage	V_{RRM}	100	V
Working Peak Reverse Voltage	V_{RWM}	100	V
Maximum DC Blocking Voltage	V_{DC}	100	V
Maximum Average Forward Rectified Current	I_O	Per Leg	15
		Total	30
Peak Forward Surge Current,8.3 ms Single Half Sine-wave	I_{FSM}	350	A
Operating Temperature Range	T_J	150	°C
Storage Temperature Range	T_{STG}	-40 to +150	°C
Typical Thermal Resistance (Note1) TO-220AB,TO-263 TO-220F	$R_{\theta JC}$	2	°C/W
		4	

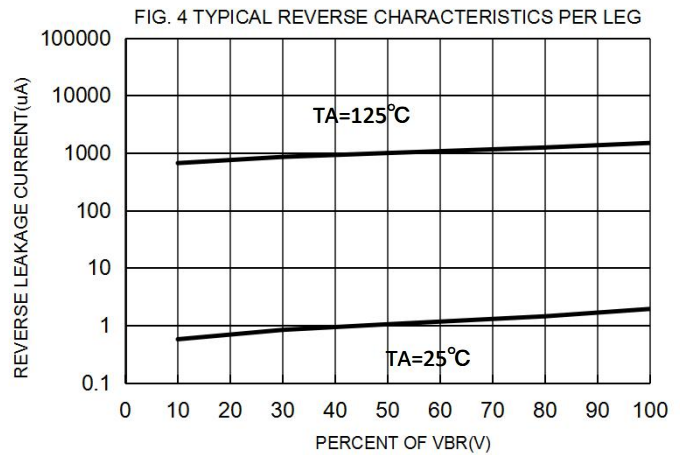
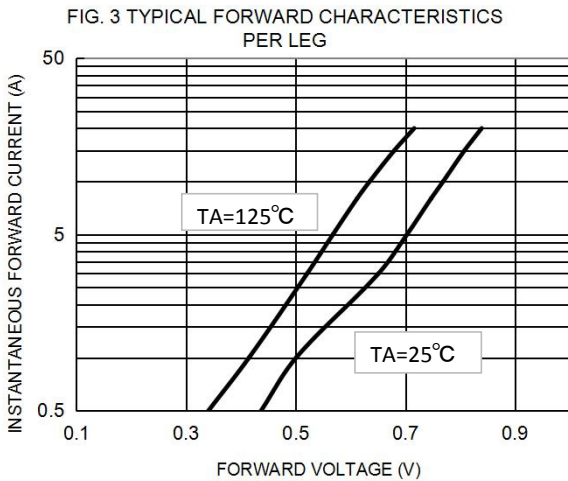
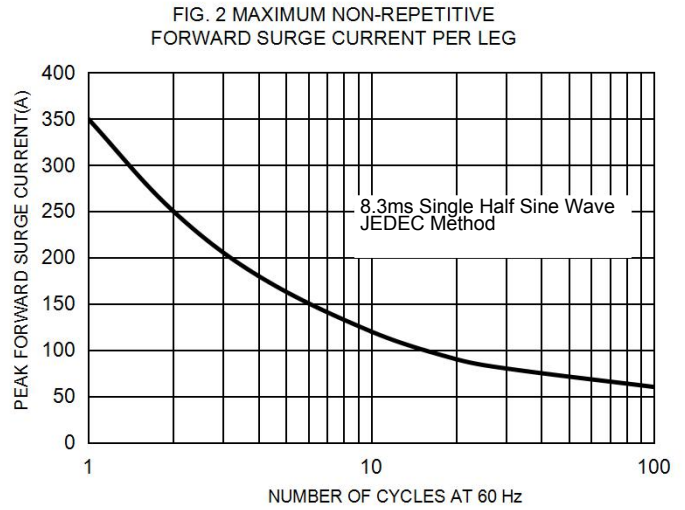
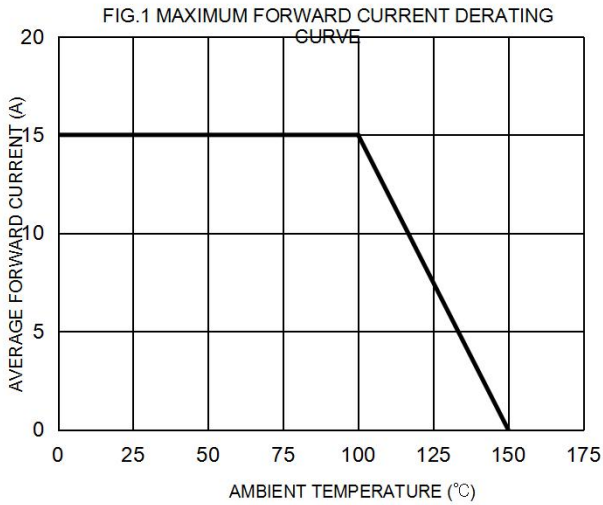
Note1: Thermal resistance from Junction to case per leg mounted on heatsink.

Electrical Characteristics (Per Leg) unless otherwise specified

Characteristics		Symbol	Value		Unit
Forward Voltage Drop(Note2)		V_F	Typ.	Max.	V
at $I_F=5A$	TA=25°C		0.71	-	
	TA=125°C		0.57	-	
at $I_F=10A$	TA=25°C		0.77	0.85	
	TA=125°C		0.64	-	
at $I_F=15A$	TA=25°C		0.81	0.88	
	TA=125°C		0.68	-	
Maximum Reverse Current at $V_R=100V$	TA=25°C		I_R	0.6	
	TA=125°C	0.6		-	mA

Note2:Pulse test: 300 µs pulse width, 1 % duty cycle

RATINGS AND CHARACTERISTIC CURVES



Marking on the body



MAKING:

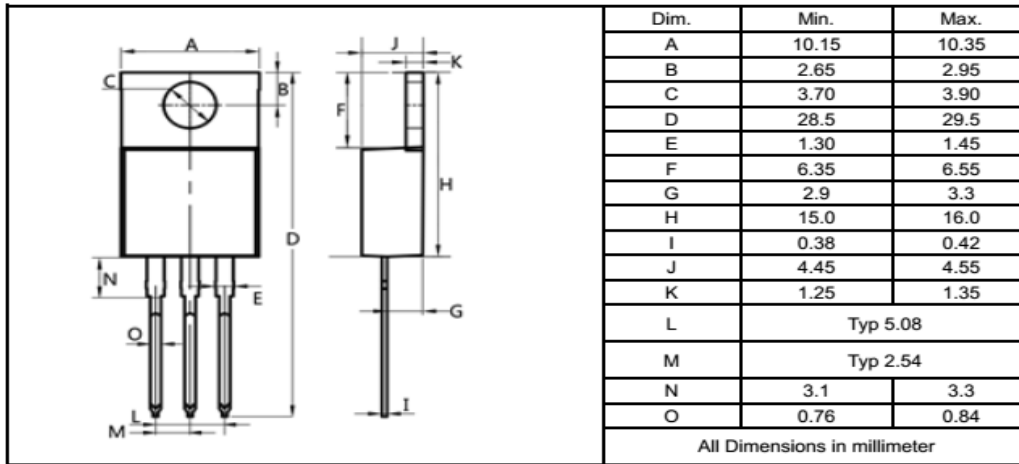
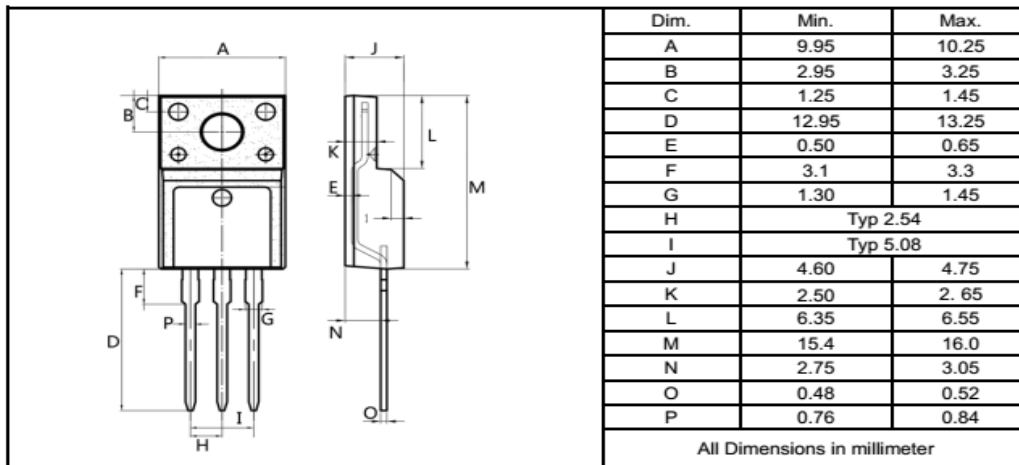
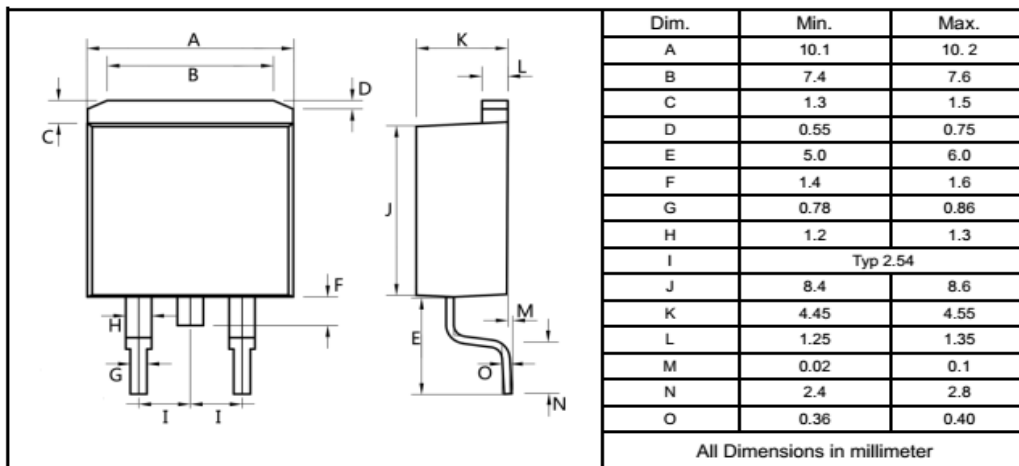
X X X X X X

- Assembly code (e.g : AB,CD,.....)
- Material -Code (H:No halogen A:ordinary)
- Week - code (WW:01-52)
- Year - code (Y: Last digit of year & A:2012,B:2013. . .)

Ordering information

Part Number	Package	Unit Weight	Base Quantity	Delivery mode
MBR30100CT	TO-220AB	0.07oz(1.96g)	50 pcs / tube	1000pcs/box 5000pcs/carton
MBR30100FCT	TO-220F	0.06oz(1.74g)	50 pcs / tube	1000pcs/box 5000pcs/carton
MBR30100DC	TO-263	0.04oz(1.16g)	50 pcs / tube	1000pcs/box 5000pcs/carton
MBR30100DC-R	TO-263	0.04oz(1.16g)	800 pcs / reel	800pcs/box 4000pcs/carton

Note: For Halogen Free molding compound, add "H" suffix to part number above.

Package Outline Dimensions millimeters
TO-220AB

TO-220F

TO-263

Notice

1. All product, product specifications and data are subject to change without notice to improve. The right to explain is owned by Riyuechen company.
2. Confirm that operation temperature is within the specified range described in the product specification. Avoid applying power exceeding normal rated power; exceeding the power rating under steady-state loading condition may negatively affect product performance and reliability.
3. Riyuechen tech shall not be in any way responsible or liable for failure induced under deviant condition from what is defined in this document.